

WORK EXAMPLES FROM LEVEL 1

This document shows examples of work (artifacts), which might be found in a Level 1 portfolio. The learner uses the *My Creation* function to develop and reflect on different kinds of work, including material directly linked to ABRA and ELM.

NEW CREATION

Using My Sight Words

Learners can use the portfolio to practice different skills they are learning in class. In the example on the right, the learner has written their own sentences to practice using sight words.

Creating and saving work in the portfolio helps learners track their improvement over time in different areas (for example, using sight words).

Feedback from teachers, peers, and parents helps learners to think more deeply about their own learning. As well, when learners provide feedback to their peers, they build critical thinking skills.

The screenshot displays the 'My Creation' interface. At the top, there are navigation icons for home, edit, delete, and share. Below these are icons for 'Creation' and 'Reflection'. The main content area is titled 'Using My Sight Words' and includes a date of 09/11/06. It is divided into sections: 'What I Wanted To Do' with the text 'I am going to make sentences using my sight words. (is, my, this)', 'My Creation' with the text 'This is my car.', 'My cat is cute.', 'Is this my hat?', and 'My, this is pretty.'. Below the creation section is a 'Feedback' section with three tabs: 'Teacher Feedback', 'Peer Feedback', and 'Parent Feedback'. The 'Peer Feedback' tab is active, showing a message: 'Peer: Updated 10/30/12 Good job!'. There is an 'Edit Feedback' button and a text input field containing 'Good job!' with a 'Save' button below it.

Using My Sight Words

Reflecting is an important part of self-regulated learning.

The ePEARL reflection section helps learners think about their original goals for the work and to consider if they met those goals.

If learners are unsure where to start with their reflection, ePEARL provides a number of prompts they can choose from.

Note: Learners may have difficulty typing their reflection at this age. ePEARL provides them with the option to record their reflections instead.

My Reflection

Creation Reflection

Using My Sight Words

Date 09/11/06

What I Wanted To Do

Text

I am going to make sentences using my sight words. (is, my, this)

Reflection

My Reflection

Text

I like to think about what words to use in the sentence. I think I can do a better job next time. These sentences are pretty short.



Homeless Kittens

Learners can also create a more robust artifact, such as their own short story.

In this example, the learner has used different font colours for emphasis.

The option to change font colours helps learners to bring emphasis to certain words or to highlight words they are not sure about (misspelling, or things they want to change).

Note: This example was created by a learner with an advance vocabulary and additional support from their teacher.

The screenshot displays the 'My Creation' page in the ePEARL system. At the top, there are navigation icons for home, edit, delete, and share. The main content area is titled 'My Creation' and features a 'Creation' button (highlighted in red) and a 'Reflection' button (highlighted in green). The story 'Homeless Kittens' is dated 09/07/08. It includes a section for 'What I Wanted To Do' with the text: 'I would like to spell better and get used to using a dictionary.' The 'My Creation' section contains the story text, where words like 'Benji', 'three kittens', and 'never left' are highlighted in different colors. Below the story is a 'Feedback' section with three columns: 'Teacher Feedback' (from A. Wade), 'Peer Feedback' (with an 'Edit Feedback' form), and 'Parent Feedback' (from a parent).





ABRA CREATION

The Little Red Hen

Learners can also create work focused on the ABRACADABRA stories by clicking on the *New ABRA Creation* button.






Learners can summarize the stories, create alternative endings, give their own opinions about the book, or create other creative works inspired by the original books.

Note: Learners can also practice their reading (fluency) skills by clicking on ABRA Reading and recording themselves reading an ABRACADABRA story aloud.


The screenshot shows the 'My Creation' page for 'The Little Red Hen'. The page has a blue header with navigation icons (cross, pencil, eraser, heart) and a 'Creation' button. Below the header, the title 'The Little Red Hen' is displayed with a date of '12/10/06' and a red hen icon. The 'What I Wanted To Do' section contains the text: 'I want to describe the Little Red Hen story which is my favourite story. I am going to try to use descriptive words.' The 'Story Image' section features a cartoon illustration of a red hen, a cow, a pig, and a sheep on a farm. The 'My Creation' section contains a text summary of the story. The 'Feedback' section shows three feedback cards: 'Teacher Feedback', 'Peer Feedback' (dated 03/19/09), and 'Parent Feedback' (dated 03/19/10). An 'Edit Feedback' box is open, showing the text 'You describe the story very well!' and a 'Save' button.








My Reflection





Creation Reflection

The Little Red Hen


Date 12/10/06

What I Wanted To Do

Text

I want to describe the Little Red Hen story which is my favourite story. I am going to try to use descriptive words.

Story Image





Reflection

My Reflection

Text

The animals on the farm lying down when the hen is trying to get them to help. I think this story has a good lesson. If you sit or lie around all day you will miss out on good things. It is not good to be lazy.





ELM CREATIONS

Count

Learners can also create work focusing on math themes from ELM by clicking on the *New ELM Creation* button. Combining ELM and ePEARL encourages learners to reflect on the math skills they are learning and incorporate it into their daily practices.




My Creation

Count
Date: 08/09/18

What I Wanted To Do
Text
Practice counting by looking at stuff that is near me.

Animal Friend Image



My Creation
Text

One giant eraser.
Two running shoes.
Three school books.
Four binders.
Five different colour pens.
Six broken crayons.
Seven pencils.
Eight posters on the wall.
Nine superhero stickers.

My Reflection
Text

This is fun. I have to count twice to make sure. It is hard to find a some numbers around me.

Question - Reflections
Q: Next time I will try to...
Updated 08/09/18
R: find things faster than my dad can.

Feedback

Teacher Feedback Peer Feedback Parent Feedback

Edit Feedback

Save

Parent:
Updated 08/09/18
We should try this while grocery shopping!

