





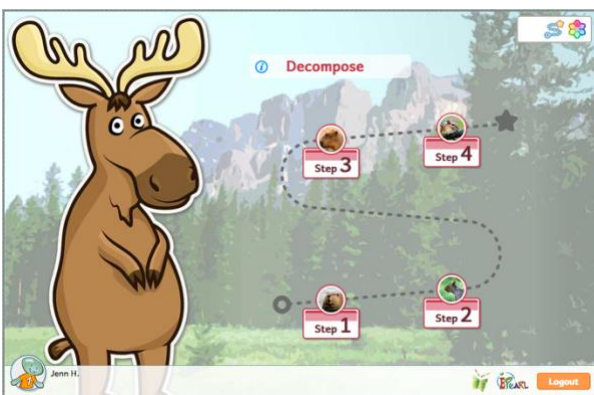


# ELM BASICS

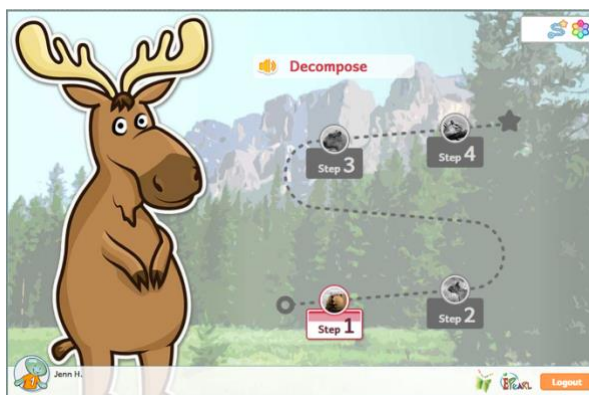
## Themes and Hosts

Each mathematical *Theme* covered in ELM is associated with an animal host. Some themes cover multiple mathematical *Ideas*.

HOSTS		THEME	IDEAS	
	Chuck	Number Concept	<ul style="list-style-type: none"> <li>Count</li> <li>Compare</li> <li>Add</li> </ul>	<ul style="list-style-type: none"> <li>Subtract</li> <li>Decompose</li> <li>Place Value</li> </ul>
	Tia	Geometry	<ul style="list-style-type: none"> <li>Identify Shapes</li> </ul>	
	Ivan	Patterns	<ul style="list-style-type: none"> <li>Translate Patterns</li> </ul>	
	Kiros	Data	<ul style="list-style-type: none"> <li>Bar Graphs &amp; Tables</li> </ul>	
	Matilda	Number Line	<ul style="list-style-type: none"> <li>Number as Displacement</li> </ul>	
	Ruby	Extra		













Teacher's View



Learner's View





## Ideas

*Ideas* are the mathematical concepts covered in ELM. Each Idea has a certain number of *Steps* to slowly build a student's understanding of the concept and guide students in gaining proficiency.



Count	5 Steps		Birds
Compare	4 Steps		Bears
Add	4 Steps		Deer
Subtract	5 Steps		Bovid
Decompose	4 Steps		Rodents
Place Value	9 Steps		Dogs
Identify Shapes	3 Steps		Even-toed animals
Translate Patterns	1 Step		Canine
Bar Graphs and Tables	2 Steps		Feline
Number as Displacement	1 Step		Marsupials

## PROGRESS

Learners may select any Idea from the homepage. However, the steps within an idea must be completed sequentially. Therefore, student accounts will restrict access to steps until the prior step has been successfully completed.

ICON	MEANING
	White circle Can access any step
	Grey circle Cannot yet access the step
	Red circle Requires help with the step
	Gold star Completed the step

## Icon Sheet

	Will <b>REPEAT</b> the instructions
	Will <b>Validate</b> your answer
	Provides technical <b>HELP</b> on the step
	Plays a <b>DEMO</b> of the step
	Indicates the <b>LEARNER</b> is experiencing problems with a step and needs <b>HELP</b>
	Navigates back to the <b>START</b> page
	Navigates back to the <b>IDEA</b> page
	Navigates back to the <b>PUZZLE</b> page
	Navigates to the <b>TEACHER RESOURCES</b> page
	Navigates to <b>ELM SETTINGS</b>
	Navigates to the <b>EPEARL</b> tool
	Navigates to the <b>LTK+ LOBBY</b> page
	<b>LOGOUT</b> of your account

