




How a Bean Sprouts






This is a bean. You can plant a bean and watch it grow.






A bean seed must be planted in wet soil.






After many days in the soil, the first root begins to grow. It pushes down into the wet soil to get food.






Each day the root grows deeper and deeper into the soil. The part of the root that is near the top begins to push itself out of the soil. This part of the root will become the stem.





Day after day the stem becomes stronger. It becomes so strong that it pulls the bean seed out of the soil. The first leaves begin to grow out of the bean seed.





At last, the stem has become so strong that it stands tall towards the sky. The strong stem is called the shoot. Leaves begin to sprout from the shoot.





The shoot grows and grows to become a bean sprout.

