

ABRA OFFLINE: WEEK 1

Overview

Book: [I Can Move Like A...](#)

Follow the four-day schedule to complete the activities with the child.

DAY	ACTIVITY	MATERIALS
DAY 1: INTRODUCTION	Collect pebbles & <i>All About Me</i> activity	26 pebbles, pencil, worksheet 1
DAY 2: DECODING	Letters in a name & the A vowel	Alphabet pebbles, pencil, worksheet 2
DAY 3: DECODING	Letter Bingo	Alphabet pebbles, blank pebbles, pencil, worksheet 3 (one of each level), and worksheet 4
DAY 4: DECODING & READING	Blending and reading	Alphabet pebbles, pencil, worksheet 4

EXTRA ACTIVITY: STORY TIME

Read the story "[I enjoy](#)" to the child.

- 1) Work together to circle the vowels (A E I O U).
- 2) Review the following words from the story: it, I, my, the, big, to, bed.

Daily Schedule

DAY 1	<ul style="list-style-type: none"> Collect 26 pebbles with your child and write out the letters of the alphabet on each pebble. Keep these items in a safe place as you will need them to complete the program. Work with child to complete Worksheet 1.
DAY 2	<ul style="list-style-type: none"> Recap that each pebble has a name and a sound. Ask child if they know the name and sounds of any letters in their name. Complete Worksheet 2 together. Ask them to identify any other letters they know in the names of family members. Try the bonus question at the bottom: vowel search.
DAY 3	<ul style="list-style-type: none"> Cut the letter bingo sheet in half so there are two bingo cards (Worksheet 3). Make sure to start with a level 1 worksheet before moving on to level 2 and 3. Pick a letter and say the letter name + sound. Guide the child to cover up letters with pebbles as they are called. If the child is having difficulty, consider using the alphabet pebbles as an aid. Ask the child to say the letter name or sound before covering it up. After the game is finished, recap some of the letters reviewed in the game and draw a picture beside each letter before moving on to level 2 and 3 bingo cards. <i>For example, beside the letter A, draw an Apple.</i> To conclude the lesson, ask the child to read the words from Worksheet 4, check off the words as you go.
DAY 4	<ul style="list-style-type: none"> From the alphabet pebbles, select A, B, L, M, and S. Say the sounds and ask the child to point to the correct pebble. Select a word from the Blending Word List Level 1 (see Worksheet 4) and read aloud. Make sure to check off words as you go. Ask the child to say the word, and, if correct, say “Yes, well done! The word was “ea-t”, eat says eat.” Repeat the activity with another word from the Level 1 list with the child. Can they use the word in a sentence? Draw or write it? If the child fails to say the word correctly (because they haven’t been able to blend the sounds), demonstrate blending yourself. Read pages 1-8 of “I Can Move Like A...”, to the child. Ask questions throughout reading the story to check for understanding <i>Example: What sounds does the snake make? The cat? Which pebble matches the animal sound?</i> Re-read pages 1-8 with the child. Use the end of the session to go over tricky words (<i>creeping, side, loop, walk, night, jump, without, fly, worm, small</i>).





Name: _____

Date: _____

All About Me

Worksheet 1

Circle your answer.

I find reading easy OK difficult

I find reading fun OK boring

I read at home school library

I read with _____

My favourite book is _____

Was this completed with parent/gradian?	Yes	No
It was completed in _____		minutes




Letters in a Name


Worksheet 2


Can you think of anything that begins with the letters in your name? Write the word or draw a picture.


Example: Khalai

K Key 

H Hen 

A Ant 

L Lion 

A Apple 

I Ice 

Write/draw one word for each letter of your name here.

Bonus: In the alphabet, there are 5 special letters that are called vowels: A E I O U

In English, vowels can be confusing because they don't always take the same sound.

- 1) Pull these 5 letters out of your pebble collection, make the sound of each letter.
- 2) In the word below, circle all the A vowels:

A B R A C A D A B R A

Was this completed with parent/gradian? Yes No

Yes

No

It was completed in _____

minutes



Name: _____

Date: _____

Letter Bingo

Worksheet 3 (Level 1)

Cut this sheet in half so there are two letter cards. Call out letters of the alphabet to the child and instruct the child to cover up letters with a blank pebble when a letter in their card is called.

a	n	x	r
h	d	s	w

b	o	e	t
z	c	i	k

Was this completed with parent/gradian?	Yes	No
It was completed in _____		minutes





Name: _____

Date: _____

Letter Bingo

Worksheet 3 (Level 2)

Cut this sheet in half so there are two letter cards. Call out letters of the alphabet, or a letter team, to the child and instruct the child to cover up letters with a blank pebble when a letter in their card is called.

s	p	m
t	l	r
i	n	d

k	b	sh
a	c	f
u	g	w

Was this completed with parent/gradian?

Yes

No

It was completed in _____

minutes





Name: _____

Date: _____

Letter Bingo

Worksheet 3 (Level 3)

Cut this sheet in half so there are two letter cards. Call out letters of the alphabet, or a letter team, to the child and instruct the child to cover up letters with a blank pebble when a letter in their card is called.

h	e	o
ee	n	ai
ch	j	y

z	ck	ea
or	oo	oa
ow	th	m

Was this completed with parent/gradian?

Yes

No

It was completed in _____

minutes





Name: _____ Date: _____

Blending Word List

Worksheet 4

Each day, put a check mark beside each word the child reads.

Level 1: 2-sound words

on (o/n)	in (i/n)	out (ou/t)
no (n/o)	it (i/t)	eat (ea/t)
day (d/ay)	cow (c/ow)	see (s/ee)
she (sh/e)	all (a/l)	so (s/o)

Level 2: 3-sound words

cut (c/u/t)	mill (m/i/l)	bug (b/u/g)
hen (h/e/n)	sun (s/u/n)	pig (p/i/g)
dig (d/i/g)	but (b/u/t)	will (w/i/l)
hill (h/i/l)	log (l/o/g)	cat (c/a/t)
ant (a/n/t)	hat (h/a/t)	cut (c/u/t)
can (c/a/n)	bus (b/u/s)	jam (j/a/m)
man (m/a/n)	big (b/i/g)	get (g/e/t)
run (r/u/n)	did (d/i/d)	ten (t/e/n)
six (s/i/x)		

Was this completed with parent/gradian?	Yes	No
It was completed in _____		minutes

